


ATKOMATIC

13000 Series

Stainless Steel, 3-way, Direct Lift, Pressure 0 to 2500 psig (173 bar)
High Pressure Valve Configurable for Variety of Fluid Applications



Features

- 3-way valve
- Direct acting valve
- Barstock construction
- Can be installed as normally closed, normally open, or as a directional valve
- Can be mounted in any orientation (except normally open version)
- Pressure to 2500 psig (173 bar) depending on valve type, fluid and orifice size
- Media temperatures from -423°F to $+350^{\circ}\text{F}$ (-253°C to 177°C)
- Stellite® seats (cobalt alloy for hardness and corrosion resistance)
- Ports sizes of $\frac{1}{4}$ ", $\frac{3}{8}$ ", and $\frac{1}{2}$ " NPT (British BSBT ports available)
- Cv from 0.056 through 0.40
- Stainless steel construction on all wetted parts: 316 for pressure containing parts and plunger material is 416 stainless that is treated for increased corrosion resistance
- Will handle fluids with viscosity up to 150 SUS
- Class H coils standard
- Suitable for use with wide variety of fluid including: air, gasses, liquids, hydraulic fluids, steam, cryogenic fluids, and corrosive fluids

Circle Seal Controls

2301 Wardlow Circle • P.O. Box 3300 • Corona, CA 92880

Phone (951) 270-6200 Fax (951) 270-6201

www.circle-seal.com • am_sales@circle-seal.com • ind_sales@circle-seal.com

atkomatic solenoid

13000 Series

Operational Pressures (No minimum pressure differential)

Normally Open 13110–13130 ¼"–½"

ORIFICE SIZE	GASES		LIQUIDS TO 40 SUS		LIQUIDS OVER 40 SUS		STEAM	
	AC	DC	AC	DC	AC	DC	AC	DC
¾	2500	2500	2500	2500	2000	2000	300	300
⅓	2,300	2,300	2,300	2,300	1,400	1,400	300	300
⅓	1,200	1,200	1,200	1,200	700	700	300	300
⅓	600	600	600	600	300	300	300	300

Directional 13310–13330 ¼"–½"

ORIFICE SIZE	GASES		LIQUIDS TO 40 SUS		LIQUIDS OVER 40 SUS		STEAM	
	AC	DC	AC	DC	AC	DC	AC	DC
¾	2500	2500	2500	2500	2000	2000	300	300
⅓	2500	2500	2,300	2,300	1,400	1,400	300	300
⅓	1,200	1,200	1,200	1,200	700	700	300	300
⅓	600	600	600	600	300	300	300	300

Normally Closed 13210–13230 ¼"–½"

ORIFICE SIZE	GASES		LIQUIDS TO 40 SUS		LIQUIDS OVER 40 SUS		STEAM	
	AC	DC	AC	DC	AC	DC	AC	DC
¾	1,300	1,300	1,300	1,300	1,200	1,200	300	300
⅓	1,200	1,200	1,200	1,200	1,100	1,100	300	300
⅓	600	600	600	600	500	500	300	300
⅓	300	300	300	300	250	250	300	300

Note: Normally open 13000 Series valves are NOT subject to intermittent operation restrictions

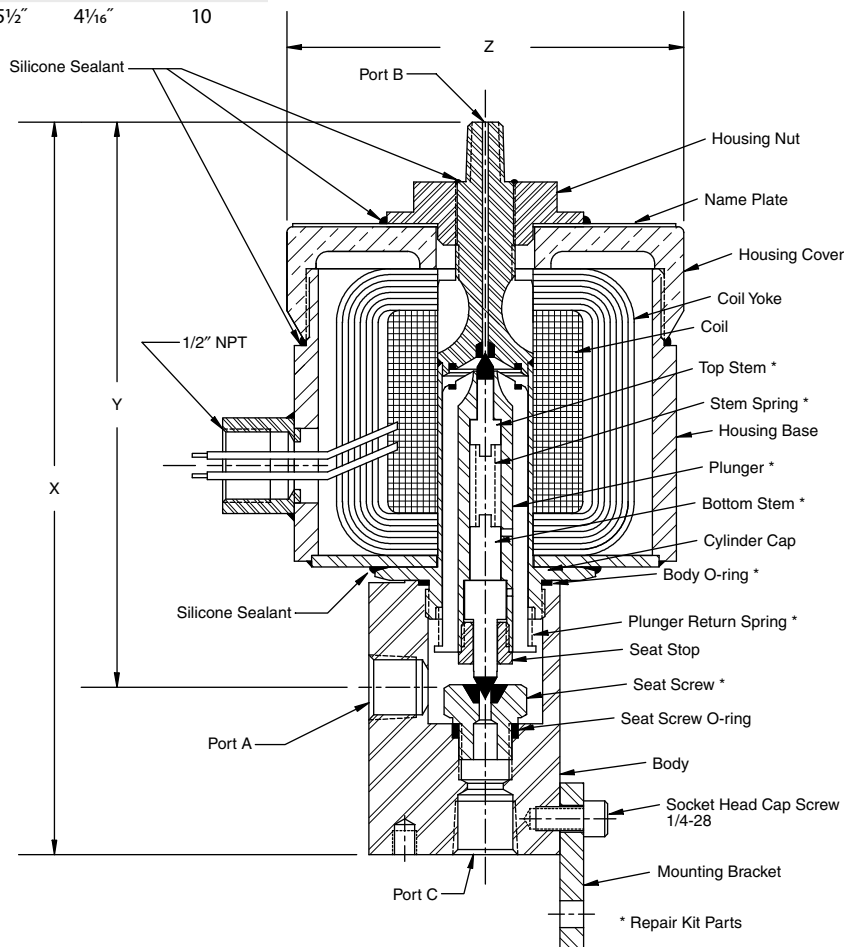
Dimensions (inches), Shipping Weights and Cv Flow Factors

Dimensions and Shipping Weights

CATALOG NUM. PREFIX							
NORMALLY OPEN (INLET B)	NORMALLY OPEN (INLET C)	DIRECTIONAL (INLET A)	PIPE SIZE	X	Y	Z	SHIPPING WEIGHT (lbs)
13110	13210	13310	¼"	7¼"	5½"	4⅛"	10
13120	13220	13320	⅓"	7¼"	5½"	4⅛"	10
13130	13230	13330	½"	7¼"	5½"	4⅛"	10

Cv Flow Factors

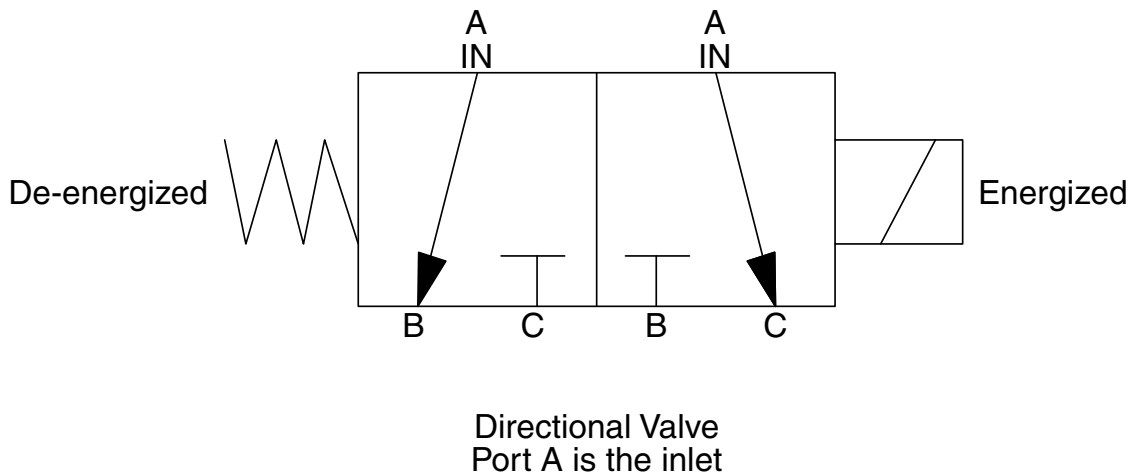
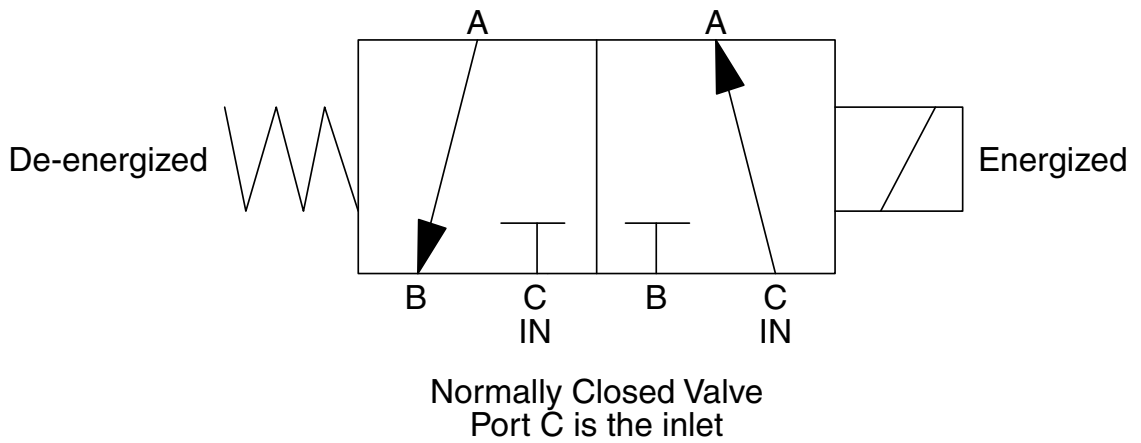
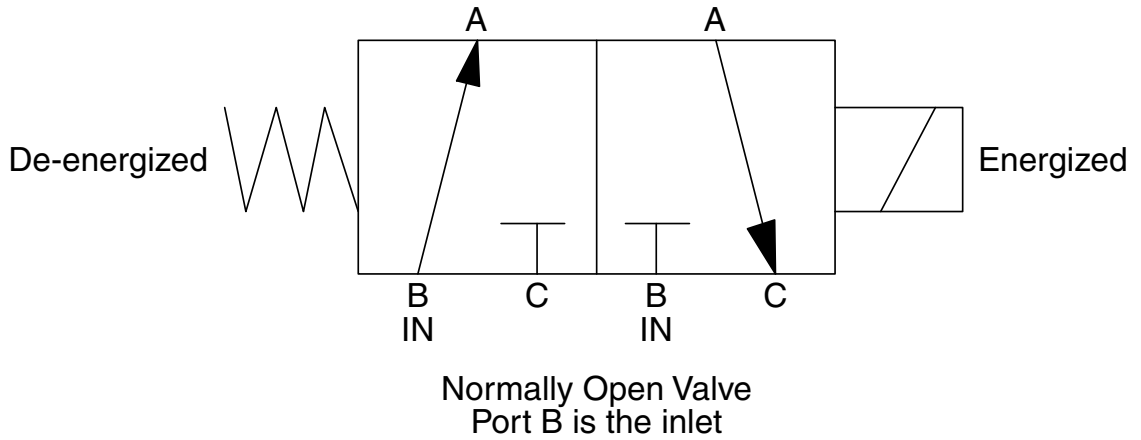
ORIFICE SIZE	Cv
¾	0.056
⅓	0.093
⅓	0.22
⅓	0.44



13230 ½" 3-way valve, shown with a combination explosion-proof NEMA 7 and waterproof NEMA 4 coil housing

13000 Series

The 13000 Series valve can be built as either a normally open, a normally closed, or a directional valve. For each types of function different ports are used as the inlet and outlet ports. The valve itself is exactly the same. These different types of valve functions are illustrated by the following schematics:



13000 Series

How to Order

13 x x **0** - x x x x x x x x

VALVE TYPE

- 1 3-way valve, normally open
- 2 3-way valve, normally closed
- 3 3-way valve, distributor (FLIP-FLOP)

PORT CONNECTION SIZE

- 1 1/4"
- 2 3/8"
- 3 1/2"

VOLTAGE AC/60 Hz

- 0 AC/50 Hz or DC voltage
- 1 100 VAC 4 230 VAC
- 2 115 VAC 5 460 VAC
- 3 200 VAC

VOLTAGE AC/50 Hz

- 0 AC/60 Hz or DC voltage
- 1 110 VAC
- 2 220 VAC

VOLTAGE DC

- 0 AC voltage
- 1 12 VDC 4 125 VDC
- 2 24 VDC 5 250 VDC
- 3 48 VDC

COIL HOUSING

- E Explosion-proof
- W Waterproof
- C Explosion-proof & waterproof
- S Standard

FLUID MEDIA TYPE

- 1 Gas
- 2 Liquid up to 40 SUS
- 3 Liquid from 41 to 150 SUS
- 4 Steam
- 5 Cryogenic

ORIFICE SIZES

- 1 3/64" 3 3/32"
- 2 1/16" 4 1/8"

CONNECTION TYPE

- P NPT
- J British pipe thread